

Property	Units	Value
Material	N/A	Aluminium 6063-T5
Colour	-	Black
Max working temperature	degC	500
Thermal resistance	degC/W	See graphs
Airflow	LFM	See graphs
Pressure drop	In. of H ₂ O	See graphs

Applications:
DC-DC converters

Features:

- Extruded, cross-cut, optimised design for specific flow required
- Fits industry standard brick size DC-to-DC modules
- Lengthwise and crosswise fin orientations in two different fin heights to allow a precise match to the application
- Thin fin geometry which increases thermal performance and reduces pressure drop

MPN	Title	Length mm (B)	Width mm (A)	Height mm (C)	Drawing no.
HS-DC-1/8-LFL-20	Heatsink, Dc-Dc, 1/8 low flow lengthwise	58.4	22.9	19.7	D
HS-DC-1/8-LFC-20	Heatsink, Dc-Dc, 1/8 low flow crosswise	58.4	22.9	19.7	D
HS-DC-1/8-HFL-9	Heatsink, Dc-Dc, 1/8 high flow lengthwise	58.4	22.9	8.7	D
HS-DC-1/8-HFC-9	Heatsink, Dc-Dc, 1/8 high flow crosswise	58.4	22.9	8.7	D
HS-DC-1/4-LFL-20	Heatsink, Dc-Dc, 1/4 low flow lengthwise	58.0	37.0	20.0	C
HS-DC-1/4-LFC-20	Heatsink, Dc-Dc, 1/4 low flow crosswise	58.0	37.0	20.0	C
HS-DC-1/4-HFL-11	Heatsink, Dc-Dc, 1/4 high flow lengthwise	58.0	37.0	11.0	C
HS-DC-1/4-HFC-11	Heatsink, Dc-Dc, 1/4 high flow crosswise	58.0	37.0	11.0	C
HS-DC-1/2-LFL-17	Heatsink, Dc-Dc, 1/2 low flow lengthwise	61.0	57.9	17.3	B
HS-DC-1/2-LFC-17	Heatsink, Dc-Dc, 1/2 low flow crosswise	61.0	57.9	17.3	B
HS-DC-1/2-HFL-9	Heatsink, Dc-Dc, 1/2 high flow lengthwise	61.0	57.9	9.3	B
HS-DC-1/2-HFC-9	Heatsink, Dc-Dc, 1/2 high flow crosswise	61.0	57.9	9.3	B
HS-DC-1/1-LFL-18	Heatsink, Dc-Dc, Full low flow lengthwise	116.8	61.0	18.2	A
HS-DC-1/1-LFC-18	Heatsink, Dc-Dc, Full low flow crosswise	116.8	61.0	18.2	A
HS-DC-1/1-HFL-12	Heatsink, Dc-Dc, Full high flow lengthwise	116.8	61.0	12.2	A
HS-DC-1/1-HFC-12	Heatsink, Dc-Dc, Full high flow crosswise	116.8	61.0	12.2	A

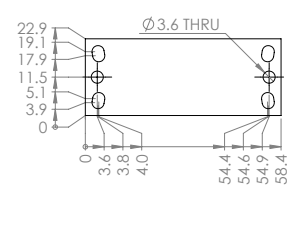
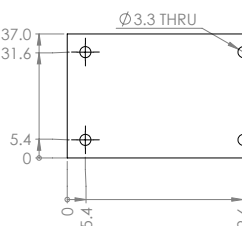
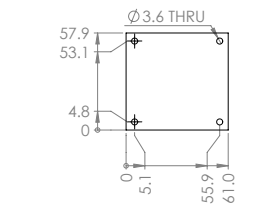
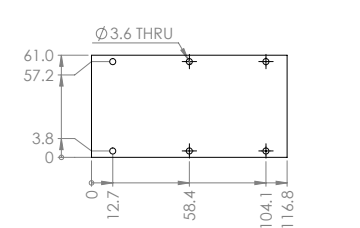
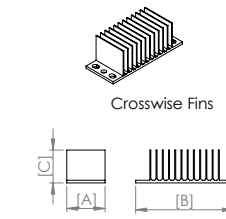
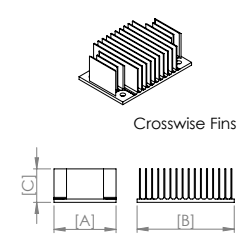
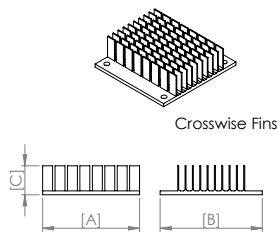
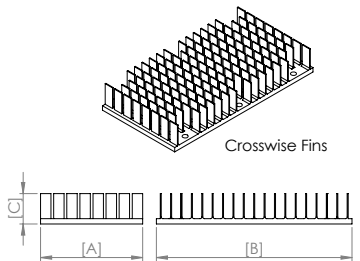
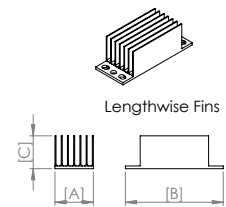
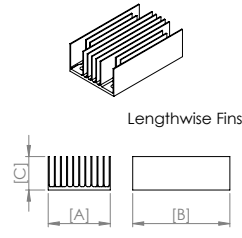
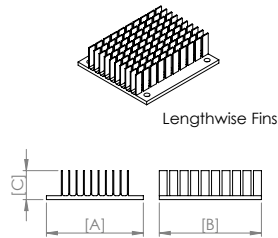
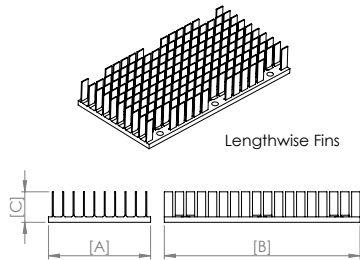
Technical Drawings

Drawing A: 1/1 Brick geometry

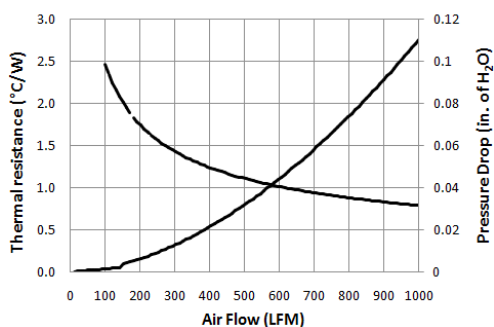
Drawing B: 1/2 Brick geometry

Drawing C: 1/4 Brick geometry

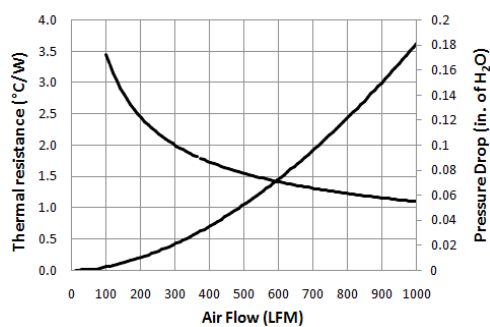
Drawing D: 1/8 Brick geometry



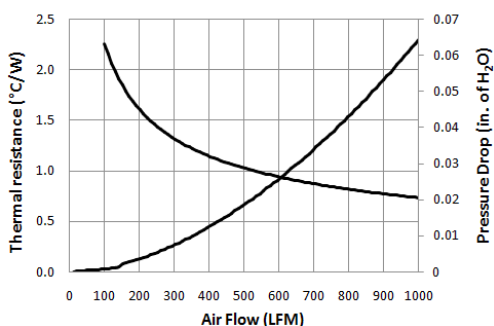
Graphs



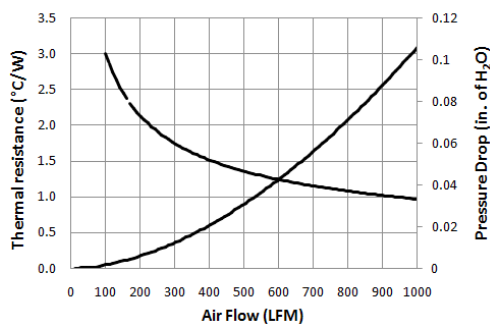
HS-DC-1_1-HFC-12



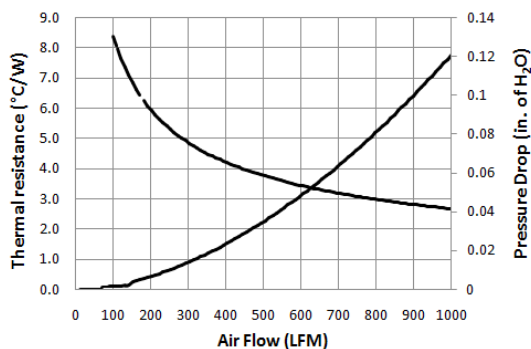
HS-DC-1_1-HFL-12



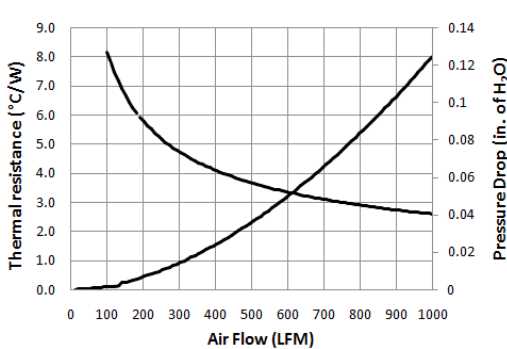
HS-DC-1_1-LFC-18



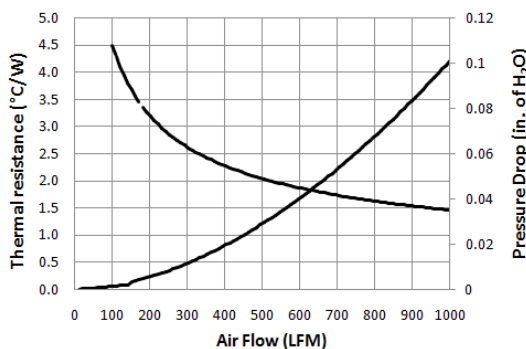
HS-DC-1_1-LFL-18



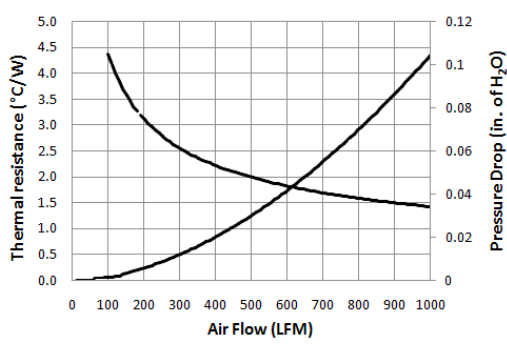
HS-DC-1_2-HFC-9



HS-DC-1_2-HFL-9

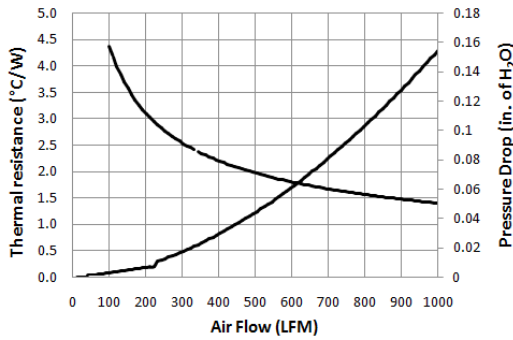


HS-DC-1_2-LFC-17

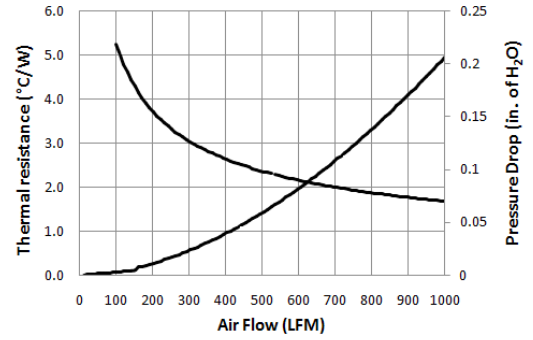


HS-DC-1_2-LFL-17

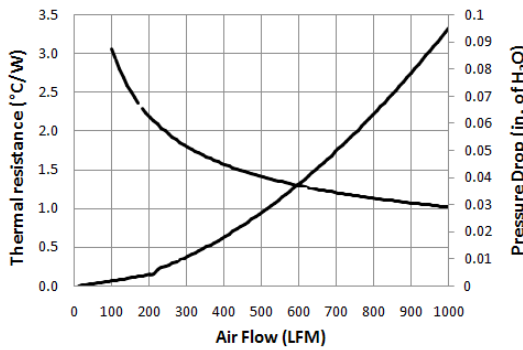
Graphs



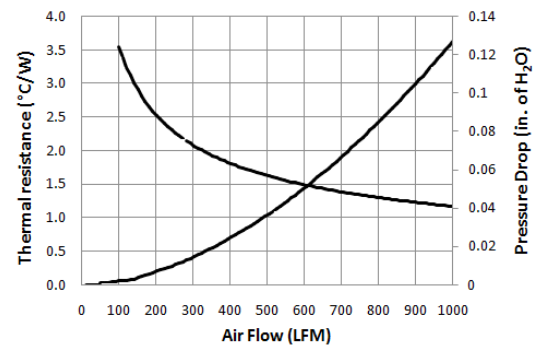
HS-DC-1_4-HFC-11



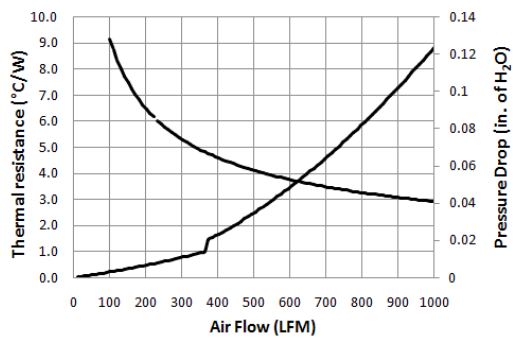
HS-DC-1_4-HFL-11



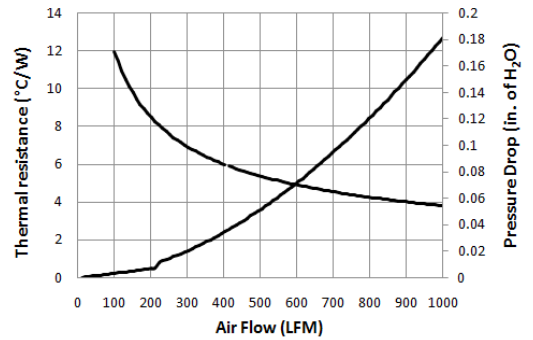
HS-DC-1_4-LFC-20



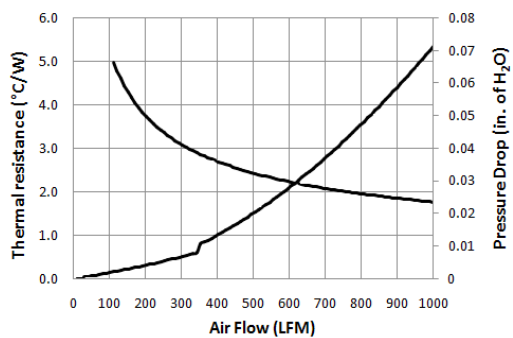
HS-DC-1_4-LFL-20



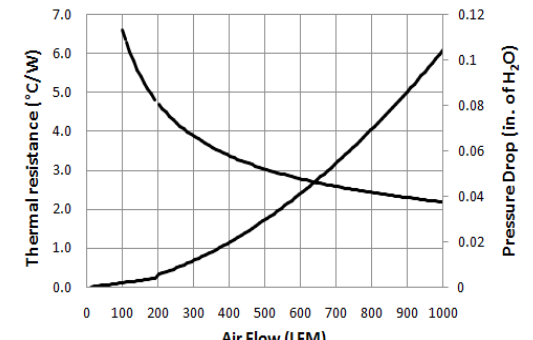
HS-DC-1_8-HFC-9



HS-DC-1_8-HFL-9



HS-DC-1_8-LFC-20



HS-DC-1_8-LFL-20